

1

2

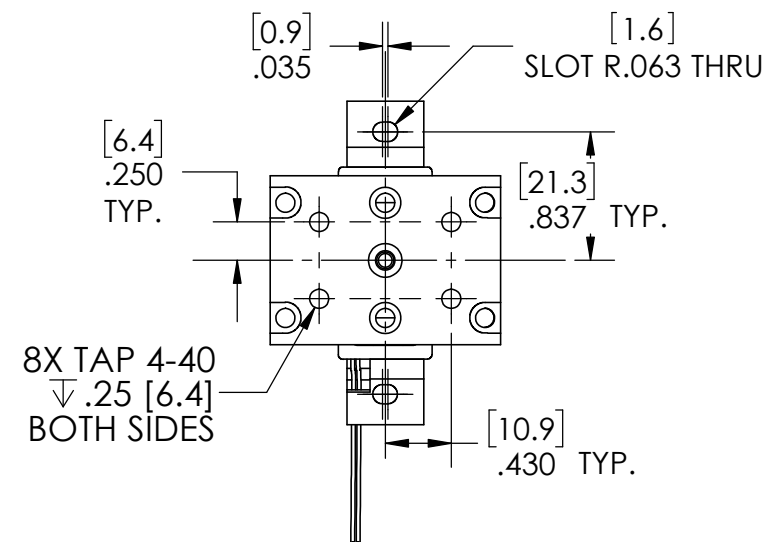
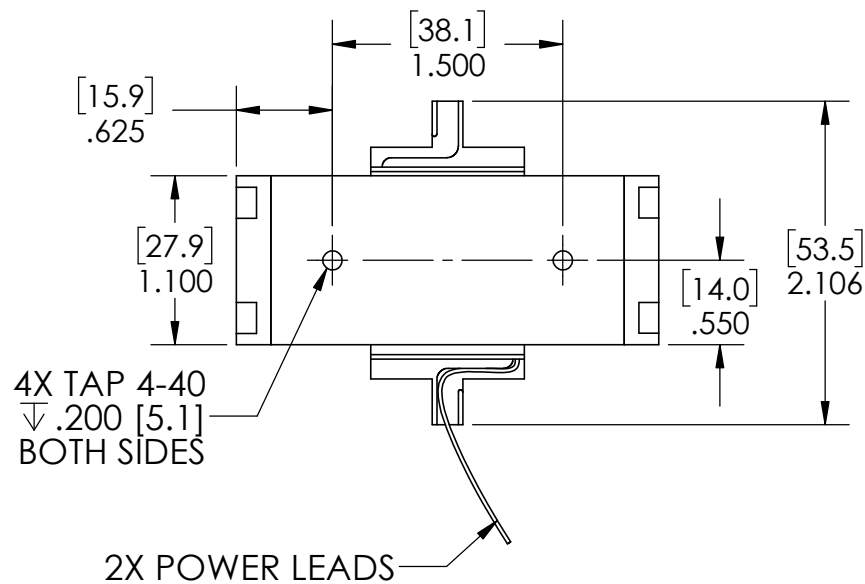
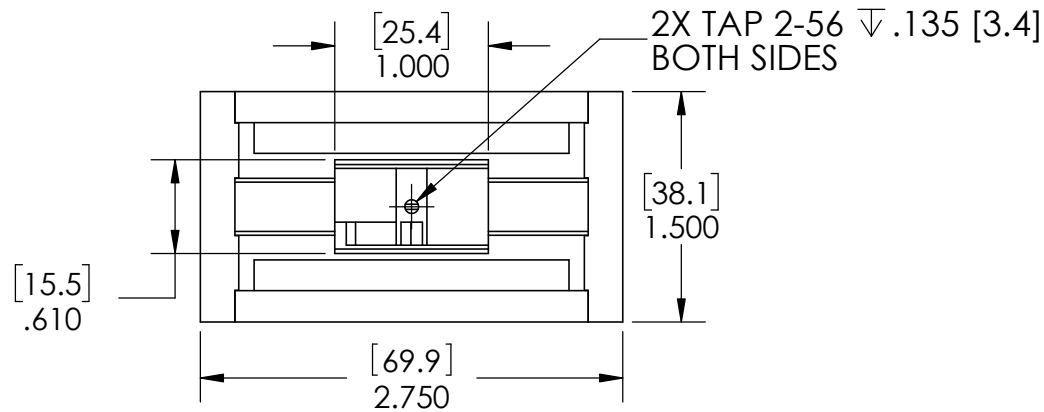
3

4

5

## REVISION TABLE

REV	ECN#	DESCRIPTION	REV BY	APPROVED	DATE
---	---	Original Drawing	JRM	MPW	10-03-05



**H2W Technologies, Inc.**  
Santa Clarita, CA 91350 USA  
Tel: (661) 291-1620  
[www.h2wtech.com](http://www.h2wtech.com)

These drawings and specifications are the property of H2W Technologies, Inc. They are issued in confidence and shall not be reproduced, copied, or used without written permission from H2W Technologies, Inc.

UNLESS SPECIFIED OTHERWISE:  
All dimensions are in inches  
Standard Tolerances are as follows  
.XXX  $\pm$ .005 ANGLES  $\pm$ 1°  
.XX  $\pm$ .010 FILLETS .010  
.X  $\pm$ .020 CORNERS .010  
Remove All Burrs and Sharp Edges

**FOR  
REFERENCE  
ONLY**

MATERIAL

FINISH

TITLE

Rotary Voice Coil Actuator Model #:  
**NCC10-15-1RC-T**

DWG #

80-0118

REV

----

DATE

10-03-05

SHEET

1 of 2

ROTARY VOICE COIL ACTUATOR SPECIFICATIONS		
Motor P/N	NCC10-15-1RC-T	
Stroke	20 degrees	0.35 radians
Housed with Bearings	No	
Coil Mass	1.4 oz	39 grams
Total Mass	15.9 oz	450 grams
Resistance @ 20°C	5.5 ohms	
Motor Constant	25 in-oz/sqrt(watt)	N-cm/sqrt(watt)
Torque Constant	in-oz/amp	N-cm/amp
Torque @ 100% Duty	40 in-oz	28.2 N-cm
Torque @ 10% Duty	120 in-oz	84.7 N-cm
Power @ 100% Duty	3 watts	
Power @ 10% Duty	9 watts	
Current @ 100% Duty	amps	
Current @ 10% Duty	amps	

